

YAMAHA

Motorcycle • 2-Stroke


Model	Years	Bore x Stroke (mm)	Bore Size (mm)	Top End Kit	Price Per Kit	Piston (rings, pin & clips)	Price Per Piston	Repl. Ring Set	Repl. Pin & Clips	Complete Top End Gasket Kit	Top End Bearing	
YSR50	thru 1992	40	40.00			727M04000	\$99.71	1574CD	S563	W5704	B1042	
		x	40.50			727M04050		1594CD		1987-92	\$16.96	
		39	41.00			727M04100		1614CD	CW12	\$23.12		
			41.50			727M04150	\$109.68	1634CD				
			42.00			727M04200		1654CD				
YSR50 Big Bore 3mm Oversize	thru 1992	40	43.00			598M04300	\$110.86	1693CD	S634	W5228	B1042	
		x	43.50			598M04350		1713CD		1987-92	\$16.96	
		39	44.00			598M04400		1732CD	CW12	\$21.28		
PW50	1985-87 1990-09	40	40.00	PK1157	\$114.51	653M04000	\$92.17	1574CD	S630	W5531	B1084	
		x	40.25	PK1158		653M04025		1585CD		\$21.28	\$15.82	
		39.2	40.50	PK1159		653M04050		1594CD	CW10			
			40.75	PK1160		653M04075		1604CD				
			41.00	PK1161		653M04100		1614CD				
			41.50	PK1162	\$123.72	653M04150	\$101.38	1634CD				
			42.00	PK1163		653M04200		1654CD				
MX80 TY80 GT1	1980-82 1974-75 1973-75	47	47.00			222M04700	\$133.00	1850CS	S538		B1042	
		x	47.50			222M04750		1869CS			\$16.96	
		42	48.00			222M04800		1890CS	CW12			
PW80 BW80	thru 2006 1986-88 1990	47	47.00	PK1558	\$158.41	649M04700	\$94.87	1850CD	S538	W5560	B1042	
		x	47.50	PK1559		649M04750		1869CD		all years	\$16.96	
		45.6	48.00	PK1560		649M04800		1890CD	CW12	\$28.08		
			48.50	PK1561	\$169.77	649M04850	\$104.37	1909CD				
			49.00	PK1562		649M04900		1929CD				
YZ80	1974-75	47	47.00			222M04700	\$133.00	1850CS	S538		B1042	
		x	47.50			222M04750		1869CS			\$16.96	
		42	48.00			222M04800		1890CS	CW12			
			48.50			222M04850	\$146.29	1909CS				
YZ80	1976-80	49	49.00			457M04900	\$161.33	1929CD	S538		B1042	
		x	49.50			457M04950		1949CD			\$16.96	
		42	50.00			457M05000		1969CD	CW12			
			50.50			457M05050	\$177.44	1988CD				
			51.00			457M05100		2008CD				
YZ80	1981	49	49.00			465M04900	\$181.23	1929CD	S538		B1043	
		x	49.50			465M04950		1949CD			\$16.96	
		42	50.00			465M05000		1969CD	CW12			
			50.50			465M05050	\$199.33	1988CD				
			51.00			465M05100		2008CD				
YZ80	1982-83	47	47.00			477M04700	\$138.28	1850CD	S538	W4050	B1043	
		x	47.50			477M04750		1869CD		1983	\$16.96	
		45.6	48.00			477M04800		1890CD	CW12	\$21.33		
			48.50			477M04850	\$152.09	1909CD				
			49.00			477M04900		1929CD				
YZ80	1984	48	48.00			508M04800	\$157.14	1890CS	S538	W4051	B1015	
		x	48.50			508M04850		1909CS		\$21.33	\$15.82	
		45.6	49.00			508M04900		1929CS	CW12			
			49.50			508M04950	\$172.83	1949CS				
			50.00			508M05000		1969CS				
YZ80	1985	48	48.00			520M04800	\$139.56	1890CS	S538	W4052	B1015	
		x	48.50			520M04850	\$139.33	1909CS		\$25.60	\$15.82	
		45.6	49.00			520M04900		1929CS	CW12			
			49.50			520M04950	\$153.24	1949CS				
			50.00			520M05000		1969CS				
YZ80	1986-87	48	48.00	PK1705	\$187.04	520M04800	\$145.62	1890CS	S538	W5284	B1015	
		x	48.50	PK1706	\$180.75	520M04850	\$139.33	1909CS		\$25.60	\$15.82	
		45.6	49.00	PK1707		520M04900		1929CS	CW12			
			49.50	PK1708	\$194.66	520M04950	\$153.24	1949CS				
			50.00	PK1709		520M05000		1969CS				
YZ80	1988-92	48	48.00	PK1710	\$167.13	569M04800	\$125.71	1890CS	S538	W5284	B1015	
		x	48.50	PK1711		569M04850		1909CS		\$25.60	\$15.82	
		45.6	49.00	PK1712		569M04900		1929CS	CW12			
			49.50	PK1713	\$179.68	569M04950	\$138.26	1949CS				
			50.00	PK1714		569M05000		1969CS				
YZ80 Pro-Lite™ International Bore	1993-01	46 x 47.8	46.00	PK1715	\$165.07	671M04600	\$123.65	1810CS	S517 CW14	W5353 \$25.60	B1012 \$15.82	

PK kits include: Pistons, rings, pins, clips, top end gasket kit, & needle bearing when applicable.
CK kits include: Pistons, rings, pins, clips, top end gasket kit, & cylinder/sleeve when applicable.



YAMAHA

Motorcycle • 2-Stroke



Model	Years	Bore x Stroke (mm)	Bore Size (mm)	Top End Kit	Price Per Kit	Piston (rings, pin & clips)	Price Per Piston	Repl. Ring Set	Repl. Pin & Clips	Complete Top End Gasket Kit	Top End Bearing
YZ80 Pro-Lite™ Ceramic Composite	1993-01	47	47.00	PK1553 PK1554 PK1555 PK1556 PK1557	\$154.79	646M04700	\$113.37	1850CS	S517	W5353 \$25.60	B1012 \$15.82
		x	47.50			646M04750		1869CS			
		x	48.00			646M04800		1890CS			
		x	48.50			646M04850		1909CS			
		47.8	49.00			646M04900		1929CS			
Racer's Choice Supermini YZ80 Ceramic Composite	1993-01	52.5	52.50	PK1186	\$179.86	767M05250	\$138.44	2067CS	S288	W5353 \$25.60	B1012 \$15.82
		x	47.8								
YZ85 Pro-Lite™ Ceramic Composite	2002-10	47.5	47.50	PK1202 PK1203 PK1204 PK1205	\$144.95	805M04750	\$100.70	1869CS	S517	W5983 \$28.43	B1012 \$15.82
		x	48.00			805M04800		1890CS			
		x	48.50			805M04850		1909CS			
		x	49.50			805M04950		1949CS			
Racer's Choice Supermini YZ85 Ceramic Composite	2002-10	52.5	52.50	PK1343	\$182.69	767M05250	\$138.44	2067CS	S288	W5983 \$28.43	B1012 \$15.82
		x	47.8								
LT100 LT100-2 LT100-3		52	52.00			235M05200	\$165.94	2047CD	S288		B1012 \$15.82
		x	52.50			235M05250		2067CD			
		45.6	53.00			235M05300		2087CD			
			53.50			235M05350		2106CD			
			54.00			235M05400		2126CD			
MX100		52	52.00			235M05200	\$165.94	2047CD	S288		B1012 \$15.82
		x	52.50			235M05250		2067CD			
		45.6	53.00			235M05300		2087CD			
			53.50			235M05350		2106CD			
			54.00			235M05400		2126CD			
DT100		52	52.00			235M05200	\$165.94	2047CD	S288		B1012 \$15.82
		x	52.50			235M05250		2067CD			
		45.6	53.00			235M05300		2087CD			
			53.50			235M05350		2106CD			
			54.00			235M05400		2126CD			
YZ100	1976-83	50	50.00			455M05000	\$160.63	1969CD	S637		B1016 \$16.96
		x	50.50			455M05050		1988CD			
		50	51.00			455M05100		2008CD			
			51.50			455M05150		2028CD			
			52.00			455M05200		2047CD			
RT100	1990-00	52	52.00			771M05200	\$107.83	2047CD	S288		B1012 \$15.82
		x	52.50			771M05250		2067CD			
		45.6	53.00			771M05300		2087CD			
			54.00			771M05400		2126CD			
AT2 125 AT3 125	1980-86 1980-86	56	56.00			236M05600	\$159.83	2205CD	S270		B1016 \$16.96
		x	56.50			236M05650		2224CD			
		50	57.00			236M05700		2244CD			
			57.50			236M05750		2264CD			
			58.00			236M05800		2284CD			
MX125	1980-86	56	56.00			236M05600	\$159.83	2205CD	S270		B1016 \$16.96
		x	56.50			236M05650		2224CD			
		50	57.00			236M05700		2244CD			
			57.50			236M05750		2264CD			
			58.00			236M05800		2284CD			
IT125	1980-86	56	56.00			236M05600	\$159.83	2205CD	S270		B1016 \$16.96
		x	56.50			236M05650		2224CD			
		50	57.00			236M05700		2244CD			
			57.50			236M05750		2264CD			
			58.00			236M05800		2284CD			
DT125	1973 and up	56	56.00			236M05600	\$159.83	2205CD	S270		B1016 \$16.96
		x	56.50			236M05650		2224CD			
		50	57.00			236M05700		2244CD			
			57.50			236M05750		2264CD			
			58.00			236M05800		2284CD			
TZR 125 DTR125 DTR125E TDR125 TDR240 Reed Cutout International Bore - Not available in U.S.	1987-92 1988-96 1990-96 1990-92 1988-92	56	56.00			679M05600	\$142.78	2205CD	S270		B1008 \$16.96
		x	56.25			679M05625		2215CD			
		50.7	56.50			679M05650		2224CD			
			56.75			679M05675		2234CD			
			57.00			679M05700		2244CD			
			57.25			679M05725		2254CD			
			57.50			679M05750		2264CD			

Fuel Management
Crankshafts
Cams/Valves
Clutch
Top End
European
Dirt
Street
Honda
Dirt
ATV
Street
Kawasaki
Dirt
ATV
Street
KTM
Dirt
ATV
Street
Polaris
ATV
Suzuki
Dirt
ATV
Street
Yamaha
Dirt
ATV
Street
PWC
Sleeves
Rings
Accessories
Apparel

YAMAHA

Motorcycle • 2-Stroke


Model	Years	Bore x Stroke (mm)	Bore Size (mm)	Top End Kit	Price Per Kit	Piston (rings, pin & clips)	Price Per Piston	Repl. Ring Set	Repl. Pin & Clips	Complete Top End Gasket Kit	Top End Bearing
DT125	1975-76	56	56.00			684M05600	\$128.46	2205CD	S270		B1016
AT2 125	1972-76	x	56.25			684M05625		2215CD			\$16.96
AT3 125	1972-76	50.7	56.50			684M05650		2224CD	CW16		
DT125LC	1980-91		56.75			684M05675		2234CD			
RD125LC	1982-92		57.00			684M05700		2244CD			
DT125 Tenere Pro-Lite™	1989-92		57.25			684M05725	\$141.32	2254CD			
Two Reed Holes International Bore - Not available in the U.S			57.50			684M05750		2264CD			
YZ125	1976-82	56	56.00			435M05600	\$150.06	2205CS	S270		B1016
		x	56.50			435M05650		2224CS			\$16.96
		50	57.00			435M05700		2244CS	CW16		
			57.50			435M05750	\$165.08	2264CS			
			58.00			435M05800		2284CS			
YZ125	1983	56	56.00			503M05600	\$151.91	2205CS	S270	W4053	B1016
		x	56.50			503M05650		2224CS		\$25.60	\$16.96
		50	57.00			503M05700		2244CS	CW16		
			57.50			503M05750	\$167.09	2264CS			
			58.00			503M05800		2284CS			
YZ125	1984	56	56.00			512M05600	\$155.39	2205CS	S270	W4053	B1016
		x	56.50			512M05650		2224CS		\$25.60	\$16.96
		50	57.00			512M05700		2244CS	CW16		
			57.50			512M05750	\$170.92	2264CS			
			58.00			512M05800		2284CS			
YZ125	1985	56	56.00			521M05600	\$155.39	2205CS	S270	W5285	B1016
Power Valve must be modified for .040 or larger.		x	56.50			521M05650		2224CS		\$35.57	\$16.96
		50	57.00			521M05700		2244CS	CW16		
			57.50			521M05750	\$170.92	2264CS			
			58.00			521M05800		2284CS			
YZ125	1986-88	56	56.00	PK1809	\$217.19	559M05600	\$164.66	2205CS	S514	W4904	B1016
Pro-Lite™		x	56.50	PK1805		559M05650		2224CS		\$35.57	\$16.96
Power Valve must be modified for .040 or larger.		50	57.00	PK1806		559M05700		2244CS	CW16		
			57.50	PK1807	\$233.65	559M05750	\$181.12	2264CS			
			58.00	PK1808		559M05800		2284CS			
YZ125	1989	56	56.00			582M05600	\$160.02	2205CS	S270	W5167	B1016
Pro-Lite™		x	56.50			582M05650		2224CS		\$35.57	\$16.96
Ceramic Composite		50	57.00			582M05700		2244CS	CW16		
YZ125	1990-92	56	56.00			594M05600	\$137.99	2205CS	S514	W5229	B1016
Pro-Lite™		x	56.50			594M05650		2224CS		1990-91	\$16.96
Ceramic Composite		50.7	57.00			594M05700		2244CS	CW16	\$34.15	\$34.15
YZ125	1993	56	56.00	PK1801	\$193.91	629M05600	\$142.80	2205CS	S514	W5354	B1016
Pro-Lite™		x	56.50	PK1802		629M05650		2224CS		\$34.15	\$16.96
Ceramic Composite		50.7	57.00	PK1803		629M05700		2244CS	CW16		
YZ125	1994-96	54	54.00	PK1700	\$175.77	647M05400	\$124.66	2126CS	S514	W5420	B1016
Pro-Lite™		x	54.50	PK1701		647M05450		2146CS		\$34.15	\$16.96
Ceramic Composite		54.5	55.00	PK1702		647M05500		2165CS	CW16		
			56.00	PK1703	\$188.23	647M05600	\$137.12	2205CS			
YZ125	1997	54	54.00	PK1804	\$193.88	693M05400	\$143.91	2126CS	S467	W5420	B1038
Pro-Lite™		x	56.00			693M05600	\$158.29	2205CS		\$34.15	\$15.82
Ceramic Composite		54.5							CW15		
YZ125	1998-00	54	54.00	PK1173	\$166.73	726M05400	\$119.00	2126CST	S467	W5677	B1038
Pro-Lite™		x	54.50	PK1174		726M05450		2146CS		\$31.91	1998-00
Ceramic Composite		54.5	55.00	PK1175		726M05500		2165CS	CW15		\$15.82
			56.00	PK1176	\$178.62	726M05600	\$130.89	2205CS			
Racer's Choice GP Style YZ125	1997-04	54	54.00			765M05400	\$139.56	2126CS	S632	W5420	B1038
Electra Coated		x	56.00			765M05600	\$153.53	2205CS		1997	1997-00
No intake window		54.5							CW15	\$34.15	\$15.82
Pinned on centerline										W5677	B1001
Longer skirt than stock										1998-01	2001-04
										2003-04	\$15.82
										\$31.91	\$36.98
Racer's Choice Flat Top Conversion YZ125	1997-04	54	54.00			762M05400	\$143.75	2126CS	S632	W5420	B1001
No intake window		x	56.00			762M05600	\$158.13	2205CS		1997	2002
		54.5							CW15	\$34.15	\$36.98
										W5677	\$15.82
										1998-01	2003-04
										\$31.91	\$36.98

PK kits include: Pistons, rings, pins, clips, top end gasket kit, & needle bearing when applicable.
CK kits include: Pistons, rings, pins, clips, top end gasket kit, & cylinder/sleeve when applicable.



YAMAHA

Motorcycle • 2-Stroke



Model	Years	Bore x Stroke (mm)	Bore Size (mm)	Top End Kit	Price Per Kit	Piston (rings, pin & clips)	Price Per Piston	Repl. Ring Set	Repl. Pin & Clips	Complete Top End Gasket Kit	Top End Bearing
YZ125 Pro-Lite™ Ceramic Composite	2001	54	54.00	PK1348	\$166.73	726M05400	\$119.00	2126CST	S467	W5677	B1001
		x	54.50	PK1349		726M05450		2146CS		\$31.91	2001
		54.5	55.00	PK1350		726M05500		2165CS	CW15		\$15.82
YZ125 Pro-Lite™	2002	54	54.00	PK1191	\$166.57	797M05400	\$113.77	2126CST	S467	W5981	B1001
		x	54.50	PK1192		797M05450		2146CS		\$36.98	\$15.82
		54.5	55.00	PK1193		797M05500		2165CS	CW15		
YZ125 Pro-Lite™	2003-04	54	54.00	PK1344	\$166.57	797M05400	\$113.77	2126CST	S467	W6140	B1001
		x	54.50	PK1345		797M05450		2146CS		\$36.98	\$15.82
		54.5	55.00	PK1346		797M05500		2165CS	CW15		
YZ125 Pro-Lite™	2005-10	54	54.00	PK1571	\$161.39	845M05400	\$113.77	2126CS	S668	W6331	B1001
		x	56.00	PK1572	\$172.78	845M05600	\$125.16	2205CS		\$31.80	\$15.82
		54.5							CW15		
Racer's Choice GP Style YZ125 Electra Coated No intake window Pinned on centerline	2005-10	54	54.00	PK1390	\$187.18	846M05400	\$139.56	2126CS	S668	W6331	B1001
		x	56.00	PK1391	\$201.15	846M05600	\$153.53	2205CS		\$31.80	\$15.82
		54.5	58.00	PK1392		846M05800		2284CS	CW15		
175CT-2 175CT-3 175DT 175MX	thru '77 thru '77 1979-81 1979-82	66	66.00			471M06600	\$159.52	2598CD	S259		B1021
		x	66.50			471M06650		2618CD			\$16.96
		50	67.00			471M06700		2638CD	CW16		
			67.50			471M06750	\$175.47	2658CD			
175DT	1979-81	66	66.00			471M06600	\$159.52	2598CD	S259		B1021
		x	66.50			471M06650		2618CD			\$16.96
		50	67.00			471M06700		2638CD	CW16		
			67.50			471M06750	\$175.47	2658CD			
175MX	1979-82	66	66.00			471M06600	\$159.52	2598CD	S259		B1021
		x	66.50			471M06650		2618CD			\$16.96
		50	67.00			471M06700		2638CD	CW16		
			67.50			471M06750	\$175.47	2658CD			
IT175	1976-81	66	66.00			374M06600	\$145.29	2598CD	S259		B1021
		x	66.50			374M06650		2618CD			\$16.96
		50	67.00			374M06700		2638CD	CW16		
			67.50			374M06750	\$159.83	2658CD			
YZ175	1976-81	66	66.00			374M06600	\$145.29	2598CD	S259		B1021
		x	66.50			374M06650		2618CD			\$16.96
		50	67.00			374M06700		2638CD	CW16		
			67.50			374M06750	\$159.83	2658CD			
RT180	1990-00	64.5	64.50			772M06450	\$117.51	2539CD	S486		B1021
		x	65.00			772M06500		2559CD			\$16.96
		54	65.50			772M06550		2579CD	CW16		
			66.00			772M06600	\$129.26	2598CD			
IT200	1984-86	66	66.00			522M06600	\$155.45	2598CD	S259		B1005
		x	66.50			522M06650		2618CD			\$16.96
		57	67.00			522M06700		2638CD	CW16		
			67.50			522M06750	\$173.59	2658CD			
DT200 Pro-Lite™ Canadian Model - Not available in the U.S.	1990-91	66	66.00			599M06600	\$136.28	2598CD	S271	W5913	B1008
		x	66.50			599M06650		2618CD		\$28.43	\$16.96
		57	67.00			599M06700		2638CD	CW16		
			67.50			599M06750	\$149.91	2658CD			
WR200	1992-98	66.8	66.80			818M06680	\$121.83	2628CD	S271		
		x	67.00			818M06700		2638CD			
		57	67.50			818M06750		2658CD	CW16		
			68.00			818M06800	\$134.02	2677CD			
			68.50			818M06850		2697CD			

Fuel Management
Crankshafts
Cams/Valves
Clutch
Top End
European
Dirt
Street
Honda
Dirt
ATV
Street
Kawasaki
Dirt
ATV
Street
KTM
Dirt
ATV
Street
Polaris
ATV
Suzuki
Dirt
ATV
Street
Yamaha
Dirt
ATV
Street
PWC
Sleeves
Rings
Accessories
Apparel

YAMAHA

Motorcycle • 2-Stroke


Model	Years	Bore x Stroke (mm)	Bore Size (mm)	Top End Kit	Price Per Kit	Piston (rings, pin & clips)	Price Per Piston	Repl. Ring Set	Repl. Pin & Clips	Complete Top End Gasket Kit	Top End Bearing	
YZ250	1976-79	70 x 64	70.00			234M07000	\$186.67	2756CD	S343		B1003 \$16.96	
			70.50			234M07050	\$205.34	2776CD				
			71.00			234M07100		2795CD				
			71.50			234M07150		2815CD				
			72.00			234M07200		2835CD				
IT250	1978-80	70 x 64	70.00			234M07000	\$186.67	2756CD	S343		B1003 \$16.96	
			70.50			234M07050	\$205.34	2776CD				
			71.00			234M07100		2795CD				
			71.50			234M07150		2815CD				
			72.00			234M07200		2835CD				
DT2502, 3	1974-79	70 x 64	70.00			234M07000	\$186.67	2756CD	S343		B1003 \$16.96	
			70.50			234M07050	\$205.34	2776CD				
			71.00			234M07100		2795CD				
			71.50			234M07150		2815CD				
			72.00			234M07200		2835CD				
MX250	1973-75	70 x 64	70.00			234M07000	\$186.67	2756CD	S343		B1003 \$16.96	
			70.50			234M07050	\$205.34	2776CD				
			71.00			234M07100		2795CD				
			71.50			234M07150		2815CD				
			72.00			234M07200		2835CD				
IT250	1981-82	70 x 64	70.00			452M07000	\$175.78	2756CD	S343		B1003 \$16.96	
			70.50			452M07050	\$193.37	2776CD				
			71.00			452M07100		2795CD				
			71.50			452M07150		2815CD				
			72.00			452M07200		2835CD				
IT250 Pro-Lite™	1983	68 x 68	68.00			515M06800	\$165.59	2677CD	S511		B1014 \$18.09	
			68.50			515M06850	\$182.15	2697CD				
			69.00			515M06900		2717CD				
			69.50			515M06950		2736CD				
			70.00			515M07000		2756CD				
YZ250	1980-82	70 x 64	70.00			452M07000	\$175.78	2756CD	S343		B1003 1976-81 \$16.96 B1014 1982 \$18.09	
			70.50			452M07050	\$193.37	2776CD				
			71.00			452M07100		2795CD				
			71.50			452M07150		2815CD				
			72.00			452M07200		2835CD				
YZ250 Pro-Lite™ Power Valve must be modified for .040 or larger	1983-87	68 x 68	68.00			560M06800	\$189.78	2677CD	S511	W5128 1986-87 \$41.28	B1014 \$18.09	
			68.50			560M06850	\$208.77	2697CD				
			69.00			560M06900		2717CD				
			69.50			560M06950		2736CD				
			70.00			560M07000		2756CD				
YZ250 Pro-Lite™ Power Valve must be modified for .040 or larger 1991 - Ceramic Composite	1988-91	68 x 68	68.00			605M06800	\$219.99	2677CD	S508	W5168 \$37.95	B1014 \$18.09	
			68.50			605M06850	\$178.87	2697CD				
			69.00			605M06900		2717CD				
			69.50			605M06950		2736CD				
			70.00			605M07000		2756CD				
YZ250 Pro-Lite™ Ceramic Composite	1992-94	68 x 68	68.00			677M06800	\$213.15	2677CD	S508	W5168 \$37.95	B1014 \$18.09	
			68.50			677M06850	\$170.74	2697CD				
			69.00			677M06900		2717CD				
			70.00			677M07000		2756CD				
			Racer's Choice 250cc Single Ring YZ250			1992-98		68 x 68				68.00
YZ250 Pro-Lite™ Ceramic Composite	1995-98	68 x 68	68.00			677M06800	\$216.27	2677CD	S508	W5467 \$42.97	B1014 \$18.09	
			68.50			677M06850	\$155.21	2697CD				
			69.00			677M06900		2717CD				
			70.00			677M07000		2756CD				
YZ250 Pro-Lite™ Ceramic Composite	1999-01	66.4 x 72	66.40			804M06640	\$142.98	2614CD	S508	W5744 \$37.95	B1003 \$16.96	
			68.50			804M06850	2697CD					
YZ250 Pro-Lite™ Ceramic Composite	2002-10	66.4 x 72	66.40			804M06640	\$142.98	2614CD	S508	W5978 2002-08 \$42.68	B1003 \$16.96	
			67.00			804M06700	\$157.25	2638CD				
			67.50			804M06750		2658CD				
			68.50			804M06850		2697CD				

PK kits include: Pistons, rings, pins, clips, top end gasket kit, & needle bearing when applicable.
CK kits include: Pistons, rings, pins, clips, top end gasket kit, & cylinder/sleeve when applicable.



YAMAHA

Motorcycle • 2-Stroke



Model	Years	Bore x Stroke (mm)	Bore Size (mm)	Top End Kit	Price Per Kit	Piston (rings, pin & clips)	Price Per Piston	Repl. Ring Set	Repl. Pin & Clips	Complete Top End Gasket Kit	Top End Bearing
Racer's Choice 250cc Single Ring YZ250 Electra Coated	2002-10	66.4 x 72	66.40	PK1704	\$241.79	808M06640	\$184.18	2614CS	S508 CW18	W5978 2002-08 \$42.68	B1003 \$16.96
WR250 Pro-Lite™ Power Valve must be modified for .040 or larger. 1991 - Ceramic Composite.	1988-91	68 x 68	68.00 68.50 69.00 69.50 70.00			605M06800 605M06850 605M06900 605M06950 605M07000	\$162.59 \$178.87	2677CD 2697CD 2717CD 2736CD 2756CD	S508 CW18	W5168 1989-91 \$37.95	B1014 \$18.09
WR250 Pro-Lite™ Ceramic Composite	1992-94	68 x 68	68.00 68.50 69.00 70.00	PK1563 PK1564 PK1565 PK1566	\$213.15 \$228.68	677M06800 677M06850 677M06900 677M07000	\$155.21 \$170.74	2677CD 2697CD 2717CD 2756CD	S508 CW18	W5168 \$37.95	B1014 \$18.09
WR250 Pro-Lite™ Ceramic Composite	1995-98	68 x 68	68.00 68.50 69.00 70.00	PK1567 PK1568 PK1569 PK1570	\$216.27 \$231.80	677M06800 677M06850 677M06900 677M07000	\$155.21 \$170.74	2677CD 2697CD 2717CD 2756CD	S508 CW18	W5467 \$42.97	B1014 \$18.09
DT400	1975-78	85 x 70	85.00 85.50 86.00 86.50			232M08500 232M08550 232M08600 232M08650	\$184.87 \$203.36	3347TD 3366TD 3386TD 3405TD	S277 CW18		B1003 \$16.96
MX400	1975-76	85 x 70	85.00 85.50 86.00 86.50			232M08500 232M08550 232M08600 232M08650	\$184.87 \$203.36	3347TD 3366TD 3386TD 3405TD	S277 CW18		B1003 \$16.96
IT400	1977-78	85 x 70	85.00 85.50 86.00 86.50 87.00			394M08500 394M08550 394M08600 394M08650 394M08700	\$160.73 \$176.82	3347TD 3366TD 3386TD 3405TD 3425TD	S277 CW18		B1003 \$16.96
YZ400	1977-78	85 x 70	85.00 85.50 86.00 86.50 87.00			394M08500 394M08550 394M08600 394M08650 394M08700	\$149.52 \$176.82	3347TD 3366TD 3386TD 3405TD 3425TD	S277 CW18		B1003 \$16.96
IT465	1981-82	85 X 82	85.00 85.50 86.00 86.50 87.00			451M08500 451M08550 451M08600 451M08650 451M08700	\$189.33 \$208.27	3347TD 3366TD 3386TD 3405TD 3425TD	S277 CW18		B1014 \$18.09
YZ465	1980-81	85 X 82	85.00 85.50 86.00 86.50 87.00			451M08500 451M08550 451M08600 451M08650 451M08700	\$189.33 \$208.27	3347TD 3366TD 3386TD 3405TD 3425TD	S277 CW18		B1014 \$18.09
IT490	1983-84	87 x 82	87.00 87.50 88.00 88.50 89.00			478M08700 478M08750 478M08800 478M08850 478M08900	\$199.46 \$219.42	3425TD 3445TD 3465TD 3484TD 3504TD	S277 CW18	W4055 1983 \$40.15	B1014 \$18.09
YZ490	1982-83	87 x 82	87.00 87.50 88.00 88.50 89.00			478M08700 478M08750 478M08800 478M08850 478M08900	\$199.46 \$219.42	3425TD 3445TD 3465TD 3484TD 3504TD	S277 CW18	W4055 1983 \$40.15	B1014 \$18.09
YZ490 Pro-Lite™ WR500 Pro-Lite™	1984-90 1991-93	87 x 82	87.00 87.50 88.00 88.50 89.00	PK1817 PK1818 PK1819 PK1820 PK1821	\$249.82 \$268.79	546M08700 546M08750 546M08800 546M08850 546M08900	\$189.57 \$208.54	3425TD 3445TD 3465TD 3484TD 3504TD	S277 CW18	W5286 \$40.15	B1014 \$18.09

- Fuel Management
- Crankshafts
- Cams/Valves
- Clutch
- Top End
- European
- Dirt
- Street
- Honda
- Dirt
- ATV
- Street
- Kawasaki
- Dirt
- ATV
- Street
- KTM
- Dirt
- ATV
- Street
- Polaris
- ATV
- Suzuki
- Dirt
- ATV
- Street
- Yamaha
- Dirt
- ATV
- Street
- PWC
- Sleeves
- Rings
- Accessories
- Apparel

YAMAHA


Motorcycle • 4-Stroke

Model	Years	Bore x Stroke (mm)	Bore Size (mm)	Top End Kit	Price Per Kit	Piston (rings, pin & clips)	Price Per Piston	Repl. Ring Set	Repl. Pin & Clips	Complete Top End Gasket Kit	
TTR90E 11:1 High Comp.	2003-06	47 x 51.8	47.00 47.50 48.00 50.00 52.00			4840M04700	\$116.61	1850XE	S592	47-48mm	52mm
						4840M04750		1870XE		W6332	W6334
						4840M04800		1890XE	CW13	\$42.56	\$42.56
						4840M05000	\$128.26	1969XE		50mm	
						4840M05200	\$141.09	2047XE		W6333	
TTR125 11:1 Comp.	2000-06	54 x 54	54.00 54.50 55.00	PK1682 PK1683 PK1684	\$157.41	4752M05400	\$126.11	2126XE	S571	W5962	
						4752M05450		2146XE		W5962	
						4752M05500		2165XE	CW15	\$29.81	
TTR250 10.5:1 Comp.	1999-06	73 x 59.6	73.00 73.50 74.00 74.50 75.00			4689M07300	\$160.51	2874XC	S524	W5894	
						4689M07350		2894XC		W5894	
						4689M07400		2913XC	CW18	\$29.81	
						4689M07450	\$176.65	2933XC			
						4689M07500		2953XC			
WR250F 12.7:1 Comp. (77mm) 13.2:1 Comp. (79mm) Nikasil Bore	2001-04	77 x 53.6	77.00 79.00	PK1241 PK1242	\$242.45 \$259.44	4872M07700	\$169.73	7700XU	S742	W5921	
						4872M07900	\$186.72	3110XG	CW16	\$72.72	
WR250F 12.5:1 Comp. Nikasil Bore	2005-09	77 x 53.6	77.00 79.00	PK1401 PK1402	\$242.45 \$259.44	4882M07700	\$169.73	7700XU	S742	W5921	
						4882M07900	\$186.72	3110XG	CW16	2003-08 \$72.72	
Race Only (2 Ring) WR250F 13.5:1 High Comp. 2-Ring Skirt Coated Nikasil Bore	2005-09	77 x 53.6	77.00 79.00	PK1384 PK1385	\$296.67 \$305.40	4881M07700	\$223.95	7700YC	S742	W5921	
						4881M07900	\$232.68	3110ZG	CW16	2003-08 \$72.72	
YZ250F 12.7:1 Comp. (77mm) 13.2:1 Comp. (79mm) Nikasil Bore	2001-04	77 x 53.6	77.00 79.00	PK1241 PK1242	\$242.45 \$259.44	4872M07700	\$169.73	7700XU	S742	W5921	
						4872M07900	\$186.72	3110XG	CW16	\$72.72	
YZ250F Race Only (2 Ring) 13.5:1 Comp. (77mm) 13.9:1 Comp. (79mm) Light wt., Gas Ported Skirt Coated Nikasil Bore	2001-04	77 x 53.6	77.00 79.00	PK1382 PK1383	\$296.67 \$305.40	4858M07700	\$223.95	7700YC	S742	W5921	
						4858M07900	\$232.68	3110ZG	CW16	\$72.72	
YZ250F 12.5:1 Comp. Nikasil Bore	2005-07	77 x 53.6	77.00 79.00	PK1401 PK1402	\$242.45 \$259.44	4882M07700	\$169.73	7700XU	S742	W5921	
						4882M07900	\$186.72	3110XG	CW16	\$72.72	
Race Only (2 Ring) YZ250F 13.5:1 High Comp. Skirt Coated Nikasil Bore	2005-07	77 x 53.6	77.00 79.00	PK1384 PK1385	\$296.67 \$305.40	4881M07700	\$223.95	7700YC	S742	W5921	
						4881M07900	\$232.68	3110ZG	CW16	\$72.72	
YZ250F 13.5:1 Stock Comp. Skirt Coated Nikasil Bore	2008-10	77 x 53.6	77.00 79.00	PK1844		4952M07700	\$169.73	7700XU	S742	W5921	
						4952M07900	\$186.72	3110XG	CW16	\$72.72	
YZ250F 14:1 High Comp. Skirt Coated Nikasil Bore	2008-10	77 x 53.6	77.00 79.00	PK1845		4976M07700	\$221.36	7700YC	S742	W5921	
						4976M07900	\$234.95	3110ZG	CW16	\$72.72	
WR250F NEW YZ250F 13:1 Comp. 290cc Big Bore Replacement Skirt Coated • CK Kit includes: Pistons, rings, piston pins, retainer clips, gaskets & cylinder.	2001-09 2001-10	77 x 53.6	83.00	CK221	\$856.43	4982M08300	\$237.08	3268ZG	S677	W6677	
								CW16		\$66.62	

PK kits include: Pistons, rings, pins, clips, top end gasket kit, & needle bearing when applicable.
CK kits include: Pistons, rings, pins, clips, top end gasket kit, & cylinder/sleeve when applicable.

YAMAHA

Motorcycle • 4-Stroke




Model	Years	Bore x Stroke (mm)	Bore Size (mm)	Top End Kit	Price Per Kit	Piston (rings, pin & clips)	Price Per Piston	Repl. Ring Set	Repl. Pin & Clips	Complete Top End Gasket Kit
TT350 9:1 Comp.	1985-98	86 x 59.6	86.00 87.00 87.50	PK1785 PK1786 PK1787	\$209.25 \$227.76	4674M08600 4674M08700 4674M08750	\$185.09 \$203.60	3386XC 3425XC 3445XC	S475 CW19	W5751 \$24.16
XT350 9:1 Comp.	1985-98	86 x 59.6	86.00 87.00 87.50			4674M08600 4674M08700 4674M08750	\$185.09 \$203.60	3386XC 3425XC 3445XC	S475 CW19	W5751 \$24.16
WR400F YZ400F 12.5:1 Comp.	1998-00 1998-99	92 x 60.1	92.00 94.00	PK1799 PK1800	\$240.76 \$249.01	4649M09200 4649M09400	\$187.59 \$206.33	3622XR 3701XR	S560 CW18	92mm W5678 \$53.17 94mm W5699 \$42.68
WR400F YZ400F 13.5:1 High Comp.	1998-00 1998-99	92 x 60.1	92.00 94.00			4650M09200 4650M09400	\$206.33	3622XR 3701XR	S560 CW18	92mm W5678 \$53.17 94mm W5699 \$42.68
WR426 YZ426 12.5:1 Stock Comp.	2000-02	95 x 60.1	95.00 96.50 97.00	PK1810 PK1811	\$261.47 \$264.95	4693M09500 4693M09650 4693M09700	\$209.43	3741XS 9650XS 3819XS	S615 CW19	95mm W5882 \$52.04 96.5-97mm W5960 \$67.24
WR426 YZ426 13.5:1 High Comp.	2000-02	95 x 60.1	95.00 97.00			4694M09500 4694M09700	\$230.38	3741XS 3819XS	S615 CW19	95mm W5882 \$52.04 97mm W5960 \$67.24
WR450F YZ450F 12.5:1 Stock Comp. Nikasil Bore Skirt Coated	2003-05	95 X 63.4	95.00 97.00	PK1357 PK1358	\$318.35 \$322.78	4785M09500 4785M09700	\$220.96	3741XS 3819XS	S600 CW18	95mm W6129 \$92.75 97mm W6130 \$101.82
WR450F YZ450F 13.5:1 High Comp. Nikasil Bore Skirt Coated	2003-05	95 X 63.4	95.00 97.00	PK1361 PK1362	\$327.34 \$331.77	4786M09500 4786M09700	\$227.34	3741XS 3819XS	S600 CW18	95mm W6129 \$92.75 97mm W6130 \$101.82
WR450F 12.5:1 Stock Comp. Nikasil Bore	2006-10	95 X 63.4	95.00 97.00	PK1359 PK1360	\$317.80 \$340.21	4785M09500 4785M09700	\$220.96	3741XS 3819XS	S600 CW18	95mm W6420 2007-10 \$96.84 97mm W6421 2007-10 \$96.84
WR450F 13.5:1 High Comp. Nikasil Bore	2006-10	95 X 63.4	95.00 97.00	PK1363 PK1364	\$326.79	4786M09500 4786M09700	\$229.95	3741XS 3819XS	S600 CW18	95mm W6420 2007-10 \$96.84 97mm W6421 2007-10 \$96.84
YZ450F 12.5:1 Stock Comp. Nikasil Bore	2006-09	95 X 63.4	95.00 97.00	PK1359 PK1360	\$317.80 \$340.21	4785M09500 4785M09700	\$220.96	3741XS 3819XS	S600 CW18	95mm W6420 \$96.84 97mm W6421 \$96.84
YZ450F 13.5:1 High Comp. Nikasil Bore	2006-09	95 X 63.4	95.00 97.00	PK1363 PK1364	\$326.79	4786M09500 4786M09700	\$229.95	3741XS 3819XS	S600 CW18	95mm W6420 \$96.84 97mm W6421 \$96.84
YZ450F NEW 12.5:1 Stock Comp. Nikasil Bore Skirt Coated	2010	97 X 60.8	97.00			40001M09700	\$209.95	3819XS	S759 CW18	W6691 \$83.30
YZ450F NEW 13.5:1 High Comp. Nikasil Bore Skirt Coated	2010	97 X 60.8	97.00			40002M09700	\$229.95	3819XS	S759 CW18	W6691 \$83.30

- Fuel Management
- Crankshafts
- Cams/Valves
- Clutch
- Top End
- European
- Dirt
- Street
- Honda
- Dirt
- ATV
- Street
- Kawasaki
- Dirt
- ATV
- Street
- KTM
- Dirt
- ATV
- Street
- Polaris
- ATV
- Suzuki
- Dirt
- ATV
- Street
- Yamaha
- Dirt
- ATV
- Street
- PWC
- Sleeves
- Rings
- Accessories
- Apparel

YAMAHA

Motorcycle • 4-Stroke



Model	Years	Bore x Stroke (mm)	Bore Size (mm)	Top End Kit	Price Per Kit	Piston (rings, pin & clips)	Price Per Piston	Repl. Ring Set	Repl. Pin & Clips	Complete Top End Gasket Kit
SR500 TT500 XT500		87	87.00			4764M08700	\$174.47	3425XC	S553	W5688
		X	87.50			4764M08750		3445XC		\$32.73
		84	88.00			4764M08800		3465XC	CW20	
European models 9:1 Stock Comp.			88.50			4764M08850	\$191.91	3484XC		
			89.00			4764M08900		3504XC		
XT500 TT500 SR500		87	87.00	PK1797	\$215.97	4045M08700	\$183.24	3425XC	S553	W5688
		x	87.50	PK1793		4045M08750		3445XC		\$32.73
		84	88.00	PK1794		4045M08800		3465XC	CW20	
10:1 Comp.			88.50	PK1795	\$234.29	4045M08850	\$201.56	3484XC		
			89.00	PK1796		4045M08900		3504XC		
XT500 TT500 SR500		90	90.00			4783M09000	\$179.44	3544XC	S553	W5688
		x								\$32.73
		84							CW20	
3mm Big Bore Stock Comp. 9:1										
SR500 TT500 XT500		90	90.00	PK1798	\$219.48	4190M09000	\$186.75	3544XC	S553	W5688
		x								\$32.73
		84							CW20	
3mm Big Bore 11:1 Comp.										
XT500 TT500 SR500		87	87.00			4767M08700	\$187.59	3425XC	S553	W5688
		x	87.50			4767M08750		3445XC		\$32.73
		84	88.00			4767M08800		3465XC	CW20	
12:1 Comp.			88.50			4767M08850	\$205.25	3474XC		
			89.00			4767M08900		3504XC		
TT600 Chrome Bore		95	95.00			4619M09500	\$200.78	3740XJ	S550	W5689
11.5:1 Comp.		x	96.00			4596M09600		3780XH		\$32.73
		84							CW22	
XT600 SRX600 Tenere600	1984-96	95	95.00			4797M09500	\$181.00	3740XH	S550	W5689
	1984-96	x	96.00			4797M09600		3780XH		1984-87
	1984-96	84	97.00			4797M09700	\$199.10	3819XH	CW22	\$32.73
Stock Comp.										1988-96
										\$53.30
XT600 SRX600 Tenere600	1984-96	95	95.00			4596M09500	\$200.78	3740XH	S550	W5689
	1984-96	x	96.00			4596M09600		3780XH		1984-87
	1984-96	84							CW22	\$32.73
11.5:1 Comp.										1988-96
										\$53.30
XT600 SRX600 Tenere600	1984-96	95	98.00			4607M09800	\$210.34	3858XH	S550	W5689
	1984-96	x								1984-87
	1984-96	84							CW22	\$32.73
10:1 Comp.										1988-96
										\$53.30
XT600 SRX600 Tenere600	1984-96	95	101.00			4607M10100	\$196.40	3977XH	S550	W5754
	1984-96	x								1984-87
	1984-96	84							CW22	\$32.73
10.75:1 Comp. Crankcase clean-up required										1988-96
										\$32.73

